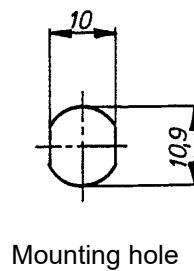
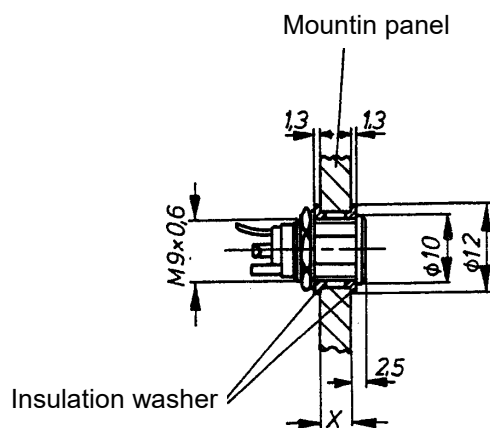


# Insulation washer













## Usage for insulation and colour indication of panel sockets

One Insulation washer consists of two equal Insulation panels.

The max. mounting panel dimension „X“ of the used connector is reduced about 2.6 mm by using the insulated assembly.

Material: Polycarbonate (PC)

Other variations: see page „Design Options“

Colour*		Part Number for Mounting panel $1.5 \leq X \leq 4.4$
yellow		2-3415-9200
orange		2-3416-9200
red		2-3417-9200
violet		2-3418-9200
blue		2-3419-9200
green		2-3420-9200
grey		2-3421-9200
brown		2-3422-9200
white		2-3423-9200
black		2-3424-9200

\* Colour illustration used for orientation - colour differences not excluded.

The specified data serve only to describe the product and should not be considered legally binding, guaranteed properties. We reserve the right to make constructional changes, determine delivery and are not responsible for any errors and omissions.